

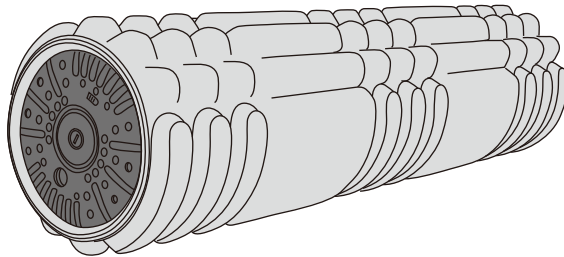


DOCTORAIR

3D Massage Roll

Instruction manual

(warranty included)



Thank you for purchasing this DOCTORAIR product.

- Please read this carefully before using this product.
- This instruction manual is also a warranty.

Please keep this manual safe along with written information on the purchase date and the name of the purchase store.

- The images in this manual are for illustration purposes only.

Dream Factory Inc.

■ Contents

Safety precautions 3 - 6

• **Warning 3 - 5**

• **Caution 5 - 6**

Performance and safety standard 6

Purpose of use and effects 6

Precautions before use 6

Name of each part 7

How to charge 7

How to use 8

Safety device 9

Care and storage 9

• **How to care 9**

• **How to store 9**

Troubleshooting 10

Disposing of the device 10



Product specifications 11



Warranty and after sales service 12




Regulation of free warranty 14

■ Safety precautions




Please be sure to read this carefully in order to prevent harm to the user or others, as well as damage to property. Please make sure you understand the following signs and symbols after reading this, and comply with these instructions.

Warning · Caution	
Explanation of the danger and damage caused by misuse.	
 Warning	Incorrect use of product may cause fatal injury, or death.
 Caution	Incorrect use of product may cause injury, or property damage.





Examples of signs and symbols	
Explanations of signs and symbols	
 Disassembly prohibited	⊘ indicates prohibition. Words or pictures inside or near the ⊘ symbol shows prohibition. The symbol on the left indicates that disassembly is prohibited
 Unplug the power cord	● indicates that it is necessary to complete this action. Words or pictures inside or near the ● symbol shows prohibition. The symbol on the left indicates that the power cord should be unplugged.

 Warning		
 prohibited	<ul style="list-style-type: none"> ● This product is for household massage only. Please do not use it for any other purpose. ● Please do not use this product if massages are prohibited by your physician. It may worsen your condition. Examples: heart disease, acute illness, fever, abnormal blood pressure, thrombosis, severe aneurysm, acute varices, dermatitis, skin infection (including inflammation of the subcutaneous tissue), cervical spondylosis, alcohol or drug consumption, history of rashes due to chemical fibers, feeling ill, fatigue, etc. ● Please do not use this product if you are unable to express your own intentions or operate the product. ● Please do not perform other tasks while using this product. It may cause accident or injury. 	 prohibited
	<ul style="list-style-type: none"> ● Please do not use this product while wearing any hard jewellery or scarf. It may cause accident or injury. ● Please do not use outlets and wiring equipment beyond the ratings of 100V~240V. It may cause fire, accident or injury. ● Please do not let infants or children use, play, or stand on this product. It may cause accident. ● This product is installed with battery. Please do not do anything as following. <p>Do not</p> <ul style="list-style-type: none"> • Heat with or drop into a fire • Use or charge underneath bed coverings • Use or charge under a blanket • Use or charge in direct sunlight or in places where it gets extremely hot, such as inside a car 	




Warning

 prohibited	<ul style="list-style-type: none"> ● Please do not use this product on a heated carpet or when smoking a cigarette. It may cause fire or mechanical failure. ● Please do not insert any sharp objects into the massager or charging port. It may cause fire, electric shock or accident. ● Please do not wrap the adapter cord around the massager or the body of the AC adapter. It may cause fire or electric shock. ● Please do not remove the exterior covering from the body of the massager, and do not use the massager in a broken state. It is extremely dangerous. ● Please do not damage, modify, bundle up or bend the cord. It may cause fire or electric shock. ● Please do not pull hard on the cord when unplugging the AC adapter. It may cause fire, electric shock or electrical short. ● Please do not use any adapter other than the one provided, and do not use the provided adapter for any other product. It may cause fire, electric shock or mechanical failure. ● Please be cautious when using the massager on the neck. Do not use it on the front of the neck. It may cause accident or injury. 	 must obey
 must obey	<ul style="list-style-type: none"> ● Please consult with a physician before using this product if: <ul style="list-style-type: none"> • You have undergone surgery, incorporated with metal, plastic parts or silicone implants • You have troubled skin such as atopic dermatitis, facial metalloids, inflamed areas, itching or burning areas, bruises, sensitive skin, keloids • You have pains on any part of your body. 	<ul style="list-style-type: none"> ● People with the following conditions should consult a doctor before using this product: <ul style="list-style-type: none"> • implantable medical electronic devices that are susceptible to electromagnetic interference, such as pacemakers • malignant tumors • heart problems • severe blood circulation disorder in the legs • loss of temperature sensation • pregnancy or recent childbirth • perceptual disorder due to advanced peripheral circulatory disorder (such as diabetes) • wounds • weakness or needing rest • fever (over 38°C) • osteoporosis, spine fracture, sprained muscles • treated area • tenosynovitis, whiplash, cervical spine injury or herniated disc • abnormal spine or crooked bones • receiving medical treatment from physicians • problems in the body other than those listed above ● Please check for any tears or other damages. If any problems are found, do not use the product; contact at your purchased store or local supplier and ask for a repair. Continuous use may result in an electrical shock or injury. ● If any health problems occur while using this product, stop using it immediately and consult a doctor. ● If any problems are found, do not use the product; contact at your purchased store or local supplier and ask for a repair. ● When inserting the AC adapter into an outlet or into the charging port of the main body, please insert it tightly into the base. ● Please confirm that all the function button and timer is in working condition before using the product.

! Warning

 Unplug the power cord	<ul style="list-style-type: none"> ● If the cord or plug of the AC adapter is damaged or the plug is loose in the outlet, stop using the product immediately. Unplug the AC adapter from the outlet and contact at your purchased store or local supplier for a repair. ● If the main unit or AC adapter generates abnormal sounds, unusual smells or smoke, stop using it immediately and contact at your purchased store or local supplier. Continuous use may result in fire, electric shock or accident. ● If there is a thunderstorm, please unplug the AC adapter from the outlet immediately. 	 Touching with wet hands prohibited	<ul style="list-style-type: none"> ● This is not water proofed, do not touch wet hands. It may cause electric shock.
	<ul style="list-style-type: none"> ● Please do not splash water or use in the high humid place such as bathroom, or outdoor. It may cause mechanical failure or electric shock. 	 Prohibited near water	<ul style="list-style-type: none"> ● Please do not splash water or use in the high humid place such as bathroom, or outdoor. It may cause mechanical failure or electric shock.
	<ul style="list-style-type: none"> ● Please do not disassemble, modify. It may cause fire, accident or mechanical failure. ● Please do not attempt replace the installed battery. It's extremely dangerous. 	 Disassembly prohibited	<ul style="list-style-type: none"> ● Please do not disassemble, modify. It may cause fire, accident or mechanical failure. ● Please do not attempt replace the installed battery. It's extremely dangerous.

! Caution

 prohibited	<ul style="list-style-type: none"> ● Please do not unplug the AC adapter in use. It may cause accident or injury. ● Please do not use on irritated skin. ● Please use this device for no more than 15 min daily. Do not use it on the same part of the body for more than 3 min. It may decrease in effectiveness and worsen the symptoms. ● Please do not use this device except for the purpose of massage. It may cause injury or sickness. ● Please do not use this device with any other treatment device. It may cause accident or sickness. ● Please do not use this device while putting weight on it. Do not use it under a blanket. ● Please do not stand or sit on the main body. It may cause injury or mechanical failure. ● Please do not use under the bed cover. 	 prohibited	<ul style="list-style-type: none"> ● Please do not sleep while using this product. ● Please do not drop the product, load it with heavy weight or allow it to be impacted. It may cause fire, electric shock or mechanical failure. ● Please do not apply unreasonable force to the massager, such as by intentionally pushing strongly against it. It may cause injury, sickness or mechanical failure. ● Please do not use the product while or after consuming alcohol. It may cause accident or injury. ● Please do not use this product while eating. ● Please do not use the product directly on the skin.
	<ul style="list-style-type: none"> ● When charging with tap, be sure to observe the rated capacity. Otherwise, it may cause fire or burnout. ● Please do not use immediately after eating a meal. 	 must obey	<ul style="list-style-type: none"> ● When charging with tap, be sure to observe the rated capacity. Otherwise, it may cause fire or burnout. ● Please do not use immediately after eating a meal.



Caution



Unplug the power cord

- Please unplug the AC adapter in case of a blackout.
- When not in use, unplug the AC adapter from the outlet. Moisture and dust can cause an insulation failure, fire or electric leakage.



Unplug the power cord

- When charging is complete, unplug the AC adapter from the outlet.
- When cleaning, be sure to unplug the AC adapter from the outlet; failure to do so may lead to an electric shock or accident.

■ Performance and safety standards

1. Performance

Item	Specification	Remarks
Vibration frequency : device with vibration function	Low: 2300 times/min	Test method JIS T 2002 : 2006 6.3
	Med: 2700 times/min	
	High: 3700 times/min	
	Mode: Maximum average 3100 times/min	

Mode: Repeat vibration of low • med • high

2. Other performance

Item	Specification	Remarks
Timer	15 min	Test method : JIS T 2002 : 2006 6.5

■ Purpose of use and effects

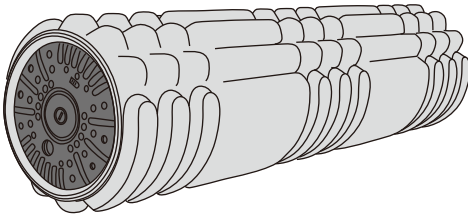
Use it for general household as a substitute for massage.
Please do not use this for any other purpose than those listed above.

■ Precautions

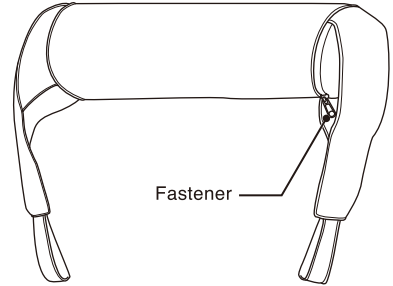
- Please check for tears before using this product. If any problems are found, please do not use.
- Please confirm that all the function button and timer is in working condition before using the product.
- Please stop using this product and consult with doctor if you feel unwell after using.
- If any problems are found, do not use the product; contact at your purchased store or local supplier.

■ Name of each part

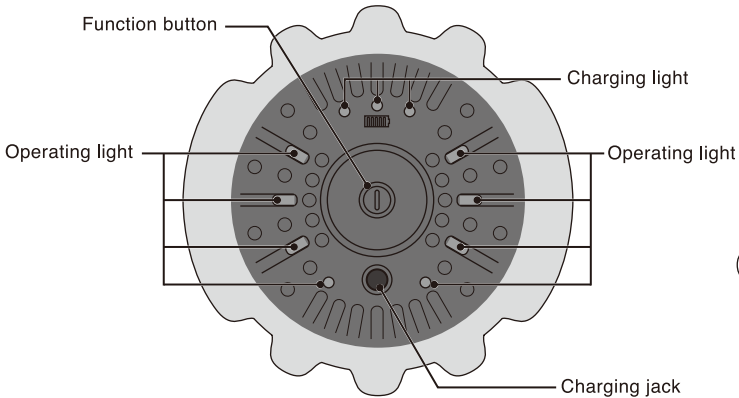
【Body】



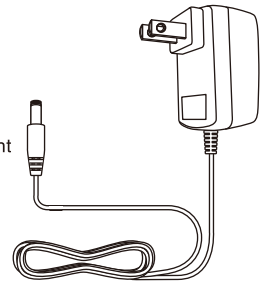
【Assist cover】



【Operation panel】

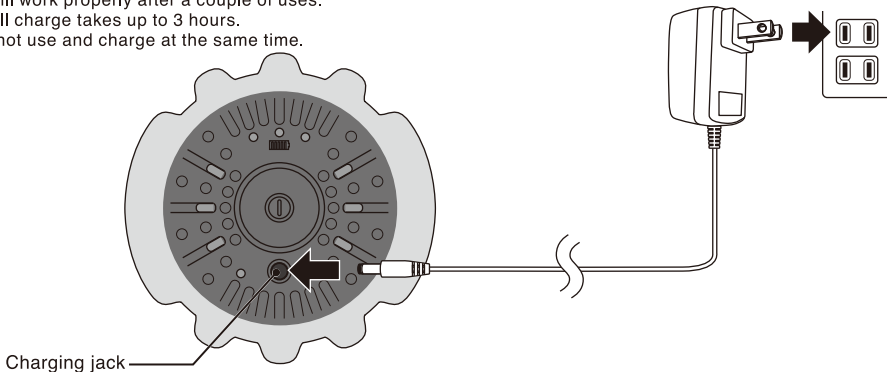


【AC adapter】



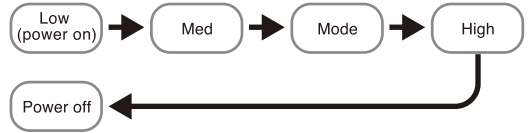
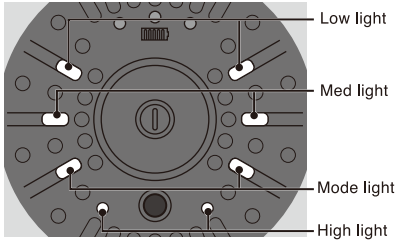
■ How to charge

- ① Firmly connect the AC adapter to the charging jack on the main unit.
 - ② Plug the AC adapter firmly into a household outlet. When charging begins, the charging light flashes red.
 - ③ When charging is complete, all three charging lights will turn red. Disconnect the AC adapter from both the outlet and the main unit.
- When charging for the first time or after an extended period of unused, the battery life may be shorter than average. It will work properly after a couple of uses.
 - A full charge takes up to 3 hours.
 - Do not use and charge at the same time.



How to use

- Press the function button to turn the unit on and begin body vibrations. Each time the function button is pressed, the strength of the vibrations changes. Choose your preferred strength.
- When the power is turned on, the operation lamp shines blue. The number of lights indicates the currently selected vibration level.
 - For first time users, start with "low" vibration setting.

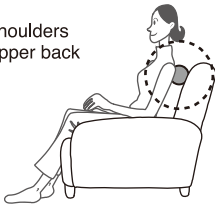


Mode: repeat vibrating low · med · high

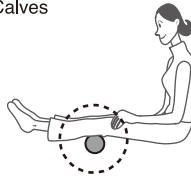
- Apply unit to the area to be massaged.

※Do not put your weight on the unit. Always sit on a chair or sofa when using on the back of the legs and feet.

- Shoulders
- Upper back



- Thighs
- Calves



- Lower back



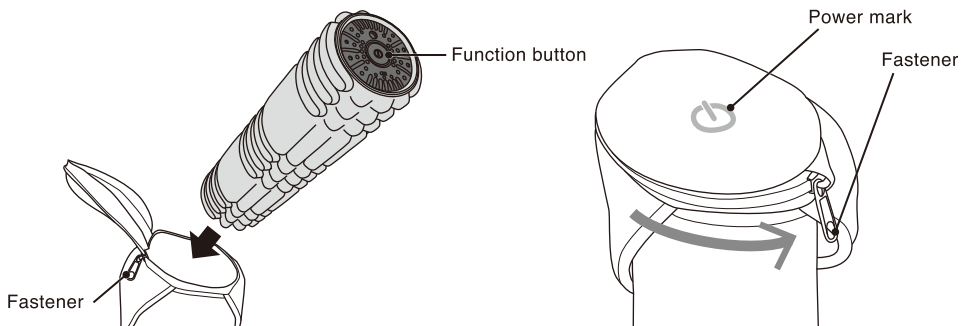
- Massage will automatically end after 15 minutes. To turn off the power in the middle of a cycle, press or hold the function button until the power turns off.

※Timer does not reset, even if the vibration level is changed with the function button.

- Use the assisting cover when massaging the back, waist, etc. As shown in the picture below, place the unit in the assist cover from the opposite side of the function button. Close the cover tightly with the fastener. Turn the power on/off and change the strength of vibration by pressing the power mark on the cover.

※Keep the unit in the cover when the power is off

※Charge after removing the unit from the assist cover.



■ Safety device

A safety device is installed in this product. The safety device automatically turns off the power in the following cases:

- If the internal temperature of the motor or AC adapter exceeds the allowed temperature due to continuous use
- If any safety problems are detected

The safety device will allow the massager to work again after the inner temperature drops to its normal state. If the operation stops while in use and does not work when the power button is pressed, please let the device rest for 1 hour before turning on the power again.

■ Care and storage

How to care

Body

- Please make sure to unplug the AC adapter from the outlet.
- Please clean with a soft, dry cloth.
- If severely dirty, please clean with a wet sponge or soft cloth follow by a dry cloth.
- Please do not use hot water or any detergent. They may cause mechanical failure, cracks and discoloration.

Assist cover

- Follow all handling instructions for washing .
- Do not dry clean or tumble dry.

How to store

- Please store only after unplugging the AC adapter from the outlet.
- Please clean off any dirt and dust and avoid storing in humid places such as bathrooms or in places with direct sunlight.
- Please do not store within reach of infants, children or animals.
- Please use a cover if the product will be stored for an extended period.

■ Troubleshooting

Situation	Things to confirm
No vibration after pressing the function button	<ul style="list-style-type: none">● Battery is depleted. Please charge again.● Check the AC adapter connection. Vibration is unavailable while charging.
Vibration is weak	<ul style="list-style-type: none">● Battery may be low. Please charge again.
Not charging or short battery life	<ul style="list-style-type: none">● When the ambient temperature is extremely high or low, the unit may not work properly. Please charge between 10°C –40°C.● When charging for the first time or after an extended period, the battery life may be shorter than average. It will work properly after a couple of uses.
Suddenly stops working	<ul style="list-style-type: none">● Massage stops automatically after 15 minutes, based on the built-in timer.
Generates noise	<ul style="list-style-type: none">● This product generates noise due to its structure. This is not a mechanical failure.

Please contact at your purchased store if further assistance is needed.

■ Disposal

Body

The unit contains a lithium ion battery. Please follow the regulations in your area to dispose of it.



Li-ion

AC adapter

Please follow the regulations in your area to dispose of the adapter.

Product specification

Body

Name	3D Massage Roll
Model	MR-001
Category	Machine tool 77 vibrator
General name	Household electric massager (JMDNcode:3462000)
Type of medical device	Controlled medical device (Japan)
Certification number	228AHBZX00025000 (Japan)
Purpose of use and effects	Use it for general household as a substitute for massage.
Power supply	AC100V~50-60Hz/ Lithium ion battery(DC7.4V 2200mAh)
Rated power consumption	10W
Charging time*	Approximately 3hours (up to full)
Battery duration *	Maximum approximately 180min (vibration low) / Minimum approximately 90min(vibration high)
Count of charging*	Approximately 450 times
Vibration frequency	Low: 2300/min Med: 2700/min High: 3700/m Mode:maximum average 3100/min
Timer	15min(±10%)
Environmental temperature and humidity for operation	+10~+40°C 30~85%RH
Environmental temperature and humidity for storage	0~+40°C 10~85%RH
Size	φ85×H310mm
Weight	675g (Body only)
Accessories	Ac adapter, assist cover, instruction manual(warranty included)
Material	EVA, ABS, Polyester
Manufacturing vendor	Dream factory Inc Osaka Japan
Manufacturer	SHENZHEN COMFORT TECHNOLOGY CO., LTD. 3# NANMEI ROAD, XINER INDUSTRIAL ZONE, SHAJING TOWN, BAOAN DISTRICT, SHENZHEN, CHINA Certification number:BG10500180
Country of manufacture	China

*Actual time and count depends on status of use and usage environment.

AC adapter

Model	RSS1001-090090
Rated input	AC100-240V (50-60Hz) 0.4A
Rated output	DC9.0V 1.0A

●About replacing the installed battery

The built-in battery has chargeable / dischargeable times. If it cannot be fully charged and the battery life is low, please see troubleshooting (P.10). If it does not improve, the battery is out of life. Replacement of battery is chargeable. Labor may apply. Do not attempt to replace the battery yourself. Contact the store you purchased from or local supplier.

■ Warranty and after sales service

Please contact the store where the product was purchased for information about use, care and repair.

● Written warranty

Please obtain a warranty from the store at the time of purchase and record the date of purchase and the store name. Keep the warranty in a safe place.

● Request for repair

Please see “Troubleshooting” (P.10) as a reference. If the situation does not improve or occurs frequently, remove the AC adapter and contact the store where the item was purchased or local supplier with the following information:

- Date of purchase
- Name of purchased store
- Current situation (details of problem)

- We will repair the unit in accordance with the provisions of the warranty card if a repair is requested within the warranty period. There may be charges even during the warranty period. Please read the warranty carefully.

Warranty period: Written on the warranty

- After the end of the warranty period, for a fee, we will diagnose the problem and repair the device if it is repairable. The repair price includes the following components:

Technical fee: Diagnosis, repair, adjustment and inspection

Parts fee: Parts used for repair and auxiliary materials

Travel fee: Cost of dispatching an engineer to a repair location

Return shipping fee: Fee to return the repaired product

※The minimum retention period of the parts necessary to maintain the function of the product is five years from the end of manufacture.

● Other questions

Please contact at your purchased store or local supplier for assistance.

Please inspect your 3D Massage Roll from time to time



Inspection

Do you see any of the following problems?

- Smoke, strange odor or noise
- AC adapter is extremely hot
- Does not charge when moving the cord
- Foreign material or water has gotten inside
- Deformation or damage on the body or cover
- Any other problem



Please do not use

Remove the AC adapter from the outlet and turn the power off. Please contact at your purchased store or local supplier to avoid a mechanical failure or accident.

MEMO

Free warranty regulation

1. Under the conditions of use according to the instruction manual, if the product fails within the warranty period, we will repair it free of charge.
*When requesting a free repair, please present the actual product and warranty card to the purchased store or local supplier together with the proof of purchase
 2. Even within the warranty period, a fee will be charged in the following cases:
 - 1) Mechanical failure or damage caused by usage other than that described in the instruction manual
 - 2) Mechanical failure or damage due to unauthorized repair or remodeling
 - 3) Mechanical failure or damage due to dropping after purchase
 - 4) Mechanical failure or damage after use for a non-household purpose
 - 5) If no warranty was provided
 - 6) If the warranty has no written information on the date of purchase, customer name, address or purchase store or there is any sign of this information having been rewritten or unable to provide the proof of purchase.
 - 7) Mechanical failure or damage due to installation in a vehicle or ship
 - 8) Mechanical failure or damage due to incorrect voltage, the use of a power source other than the specified power source, or a natural disaster such as a fire, earthquake, flood or lightning
 - 9) Mechanical failure or damage due to a repair or remodel of the product outside of DOCTORAIR
 - 10) Replacement of expendable parts or accessories other than the main body
 - 11) Replacement of lifetime parts due to the wear and deterioration of consumables
 3. This warranty will not be reissued, so keep it in a safe place. In the case of the repair of consumable parts, the customer is responsible for the cost of shipping and the parts fee, technical fee and travel expenses.
- This warranty promises free repair under the specified conditions for the specified period. This warranty does not restrict your legal rights. Please contact the purchased store or local supplier about repair after the warranty period.
The minimum retention period of the parts necessary to maintain the function of the product is five years from the end of manufacture.